

In-company workshop: solar radiation measurement

Experts from Hukseflux explain and discuss at your company recent developments in solar radiation measurement for PV system performance monitoring

An accurate measurement of solar radiation is the backbone of PV system performance assessment. In our in-company workshop, we present developments in PV system performance monitoring according to the IEC 61724-1 standard. You will also get the latest insights in instrument classification according to ISO 9060, recommended practices for use, maintenance, inspection and calibration according to ISO 9901 as well as an introduction to ASTM G213 on uncertainty evaluation. In many cases we can help save costs.



Figure 1 Improving data availability and measurement uncertainty; heated versus unheated instruments

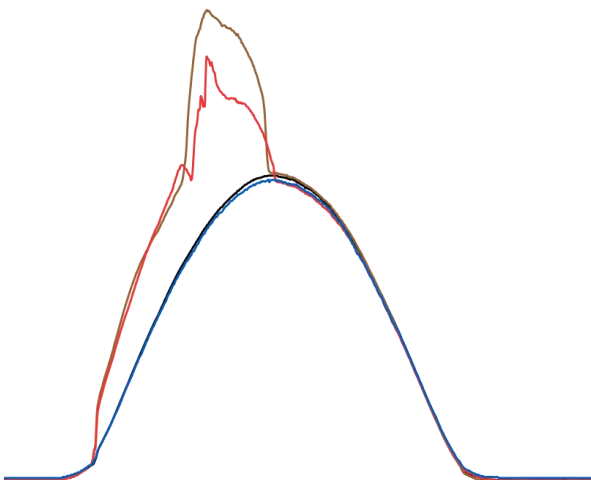


Figure 2 Example of the effect of frost on the measurement; black and blue are reference measurements, brown and red are measurements made with pyranometers with frozen domes, like the one in front in Figure 1

Objective of the workshop

The in-company workshop is offered to you free of charge by Hukseflux Thermal Sensors. We present the latest developments in solar radiation measurement and help you optimise system design, measurements and maintenance.

Management summary

Asset managers increasingly insist on having the highest accuracy monitoring systems according to the latest IEC 61724-1 standard for PV system performance monitoring. The standard requires instruments with the right paperwork (according to ISO and ASTM standards), dew and frost mitigation by heating, and regular (recorded) inspection and recalibration to act as proof of reliable performance.

Keeping IEC-grade monitoring records increases the PV power plant's value. This high-level quality assurance also proves its value when legal issues arise, for example in support of warranty claims.

The latest trends in PV monitoring are:

- measurements according to IEC 61724-1 Class A, including quality assurance: regular cleaning, inspection and re-calibration
 - expected new IEC recommendations for monitoring of bifacial PV systems
 - use of digital sensors for easy instrument exchange, and cost savings on cabling
 - use of highest accuracy – Spectrally Flat Class A – instruments
 - improvement of data availability by mitigation of dew and frost using ventilation and heating
 - uncertainty evaluation according to ASTM G213
- Each topic is discussed during the in-company workshop and (briefly) on the following pages.

Major updates of IEC 61724-1

The IEC 61724-1: *Photovoltaic system performance monitoring – Guidelines for measurement, data exchange and analysis* – has been updated in 2017. The new scope not only defines the measuring system components and procedures (as in the 2008 version), it now also aims to keep measurement errors within specified limits. It does so by establishing accuracy classes for monitoring systems.

The new standard includes:

- 3 accuracy classes, A, B and C, for monitoring systems, to be used in conformity declarations
- accuracy requirements for monitoring equipment per class
- required quality checks (i.e. calibration and maintenance) per class
- recommended minimum number of instruments used as a function of the PV system scale

A second update of IEC 61724-1 is on its way in 2020. This update will contain new recommendations for monitoring of bifacial PV systems.

From analogue to digital

While traditional pyranometers have analogue outputs, the latest pyranometer models communicate over RS-485.

Advantages:

- use of digital sensors for easy instrument exchange, exchangeable sensors
- no possibility to manipulate data
- on-board calibration history records

Potential disadvantages are:

- not all calibration laboratories can handle these digital sensors
- not all manufacturers allow access to the internal software to correct the sensitivity after recalibration. Hukseflux does!

Increasing instrument performance

Use of lower than Spectrally Flat Class A instruments and use of PV reference cells for POA is decreasing; these sensors are not sufficiently stable and not universally applicable with every cell type. This is now formally acknowledged in the latest IEC 61724-1 and ASTM 2848 standards.

Formalities: test certificates with every instrument

The approach of investors tends to get more formal. When auditing PV monitoring systems, investors ask for documented proof of performance verification during production as well as field maintenance records.

ASTM 2848-11, covering test methods for PV systems, states: "pyranometers are sensitive to both temperature and the angle of incidence of irradiance" and recommends: "that pyranometer responsivity be characterized to the extent practicable".

Focus on data availability

Dew, frost and snow deposition cause significant non-availability of data; as shown in Figure 2.

The latest trends to improve data availability are:

- ventilation of pyranometers
- heating of pyranometers

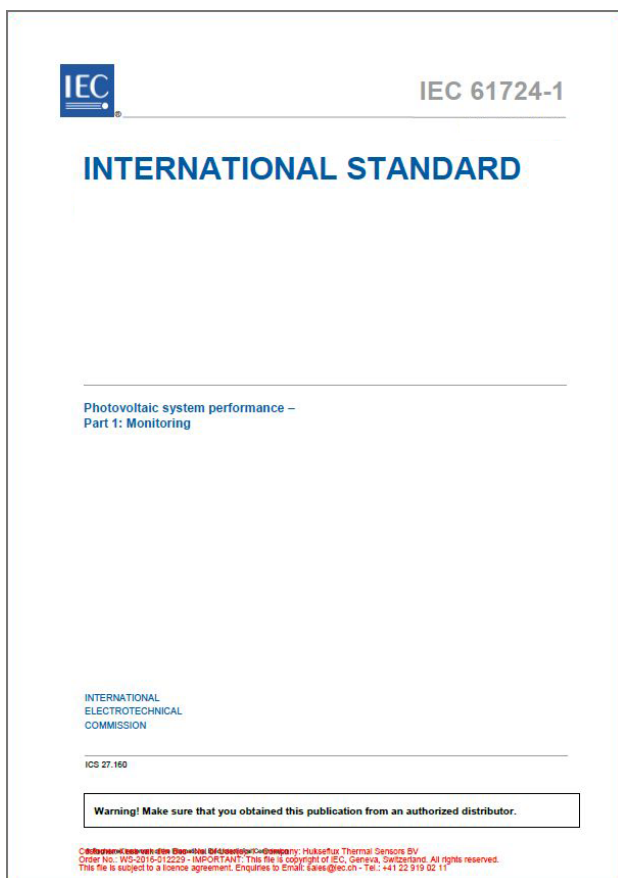


Figure 3 Cover of the new IEC 61724-1 standard, published in February 2017

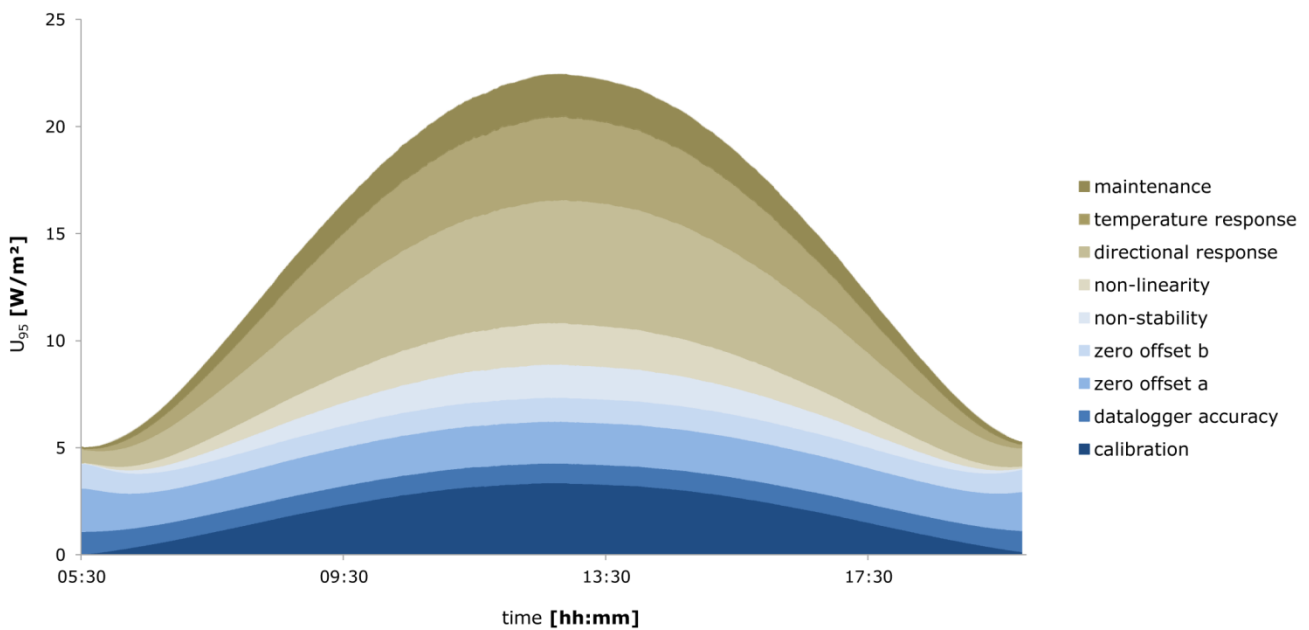


Figure 4 Uncertainty evaluation according to the ASTM Guide G213 of a measurement of Global Horizontal Irradiance (GHI) on a sunny day, expressed in W/m^2 . The maximum value around solar noon is $1000 W/m^2$. The different colours represent different error sources



Figure 5 Cover of the new ASTM G213-17 standard, published in June 2017

NEW: uncertainty evaluation / data analysis using ASTM G213

Measurement accuracy does not only depend on instrument properties, but also on measurement conditions:

- a very accurate instrument, like the secondary standard class sensors mostly used in the PV industry, will quickly underperform without a regular schedule of maintenance and calibration.
- assessment of data availability and rejection of data are integral parts of the evaluation of the measurement. Data is eventually presented including a measurement uncertainty.

ASTM International has released the G213-17 "Standard Guide for Evaluating Uncertainty in Calibration and Field Measurements of Broadband Irradiance with Pyranometers and Pyrheliometers". It provides guidance and recommended practices for evaluating uncertainties when calibrating and performing outdoor measurements with pyranometers and pyrheliometers. In conformity declarations, providers can now refer to this standard.



Figure 6 Individual testing of every instrument; Hukseflux performs individual testing of temperature response and directional response of all Class A instruments

NEW: pyranometer recommended practice for field use ISO TR 9901

ISO TR 9901 is under revision: get a preview!

Hands-on with the sensors

During the workshop, several sensors can be demonstrated. Users will be able to find out for themselves how easy their use is.

Saving costs on system and maintenance

You can save costs in many ways, for example by paying attention to the design; we can assist in optimising power supply cabling, dew and frost mitigation, and measures to improve electromagnetic immunity. We can also assist to save costs of calibration.

Measurement versus model

Modellers increasingly use virtual representations or “digital twins” in system analysis. Show us

what your digital twin needs as input, so that we can optimise.

Cost of ownership

Asset managers increasingly accept the need for regular recalibration of the PV plant monitoring systems. Calibration of Class A pyranometers is not easy, and can only be performed by a limited number of organisations.

For pyranometers under a professional maintenance regime, the cost of ownership over the instrument lifetime will be not only be determined by costs of purchase but also by maintenance costs.

The role of monitoring parties

Asset managers increasingly separate the responsibilities for PV plant operation and performance monitoring. The role of the monitoring party will, in our opinion, concentrate on the analysis and quality assurance of the data, including instrument maintenance and calibration. A major challenge is to perform maintenance and recalibration of pyranometers efficiently.

About Hukseflux

Hukseflux Thermal Sensors offers measurement solutions for the most challenging applications. We design and supply sensors as well as test & measuring systems, and offer related services such as engineering and consultancy. With our laboratory facilities, we provide testing services including material characterisation and calibration. Our main area of expertise is measurement of heat transfer and thermal quantities such as solar radiation, heat flux and thermal conductivity. Hukseflux sensors, systems and services are offered worldwide via our office in Delft, the Netherlands and local distributors.

Interested in having this workshop
at your company?

E-mail us at: info@hukseflux.com